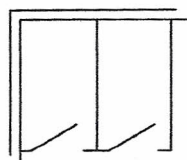
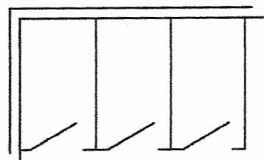


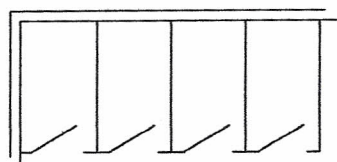
IN-CORNER UNIT LAYOUTS



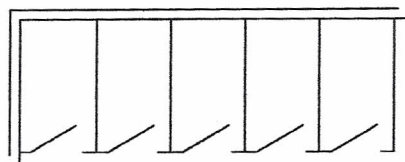
IC-2



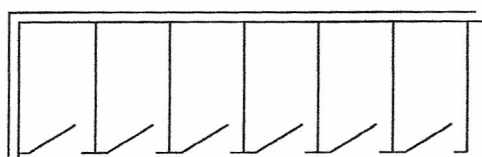
IC-3



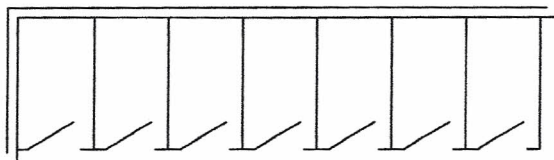
IC-4



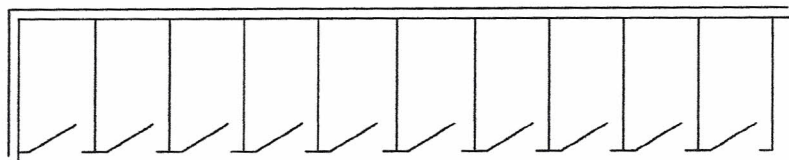
IC-5



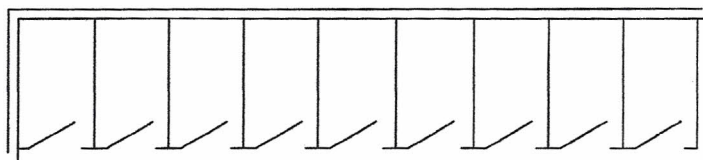
IC-6



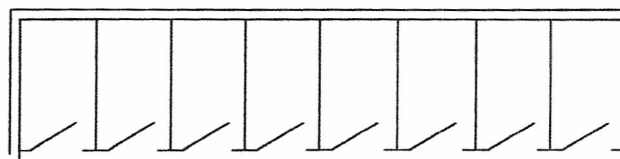
IC-7



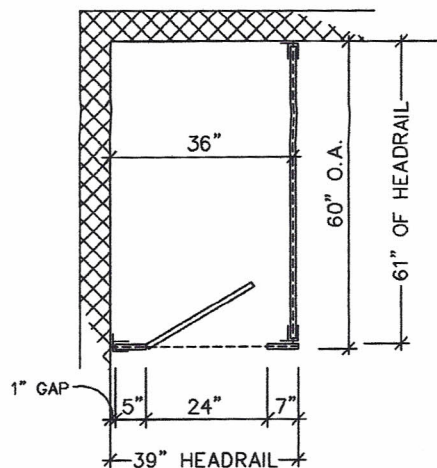
IC-10



IC-9



IC-8



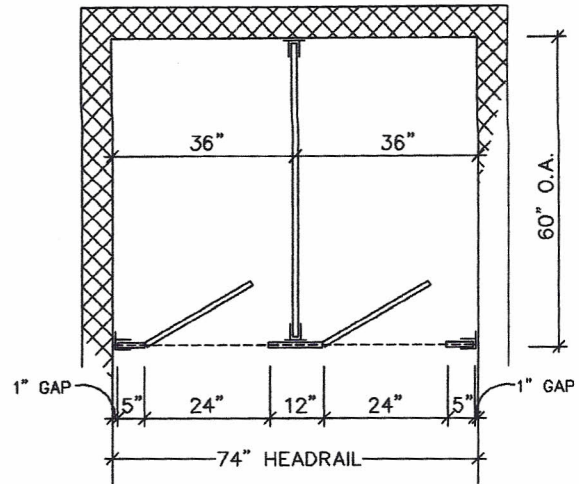
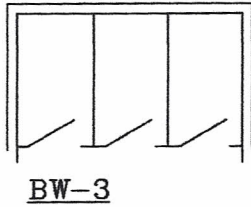
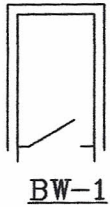
IC-1 STANDARDS

	IC-1	IC-2	IC-3	IC-4	IC-5	IC-6	IC-7	IC-8	IC-9	IC-10
PANELS	1	2	3	4	5	6	7	8	9	10
DOORS	1	2	3	4	5	6	7	8	9	10
PILASTERS	2	3	4	5	6	7	8	9	10	11

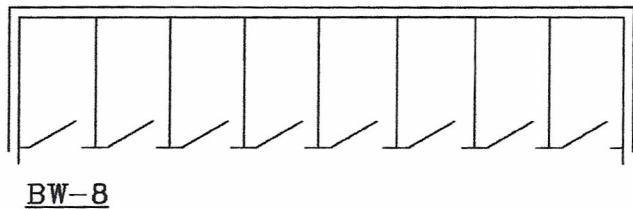
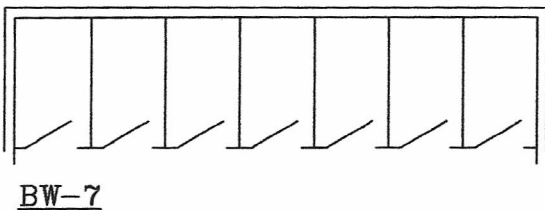
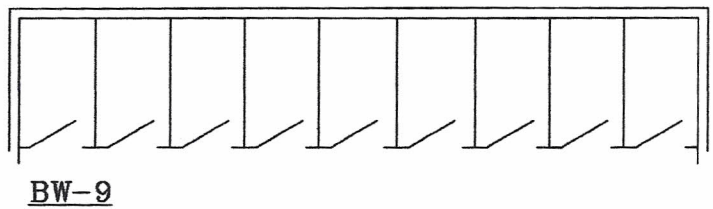
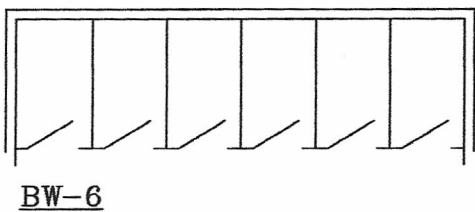
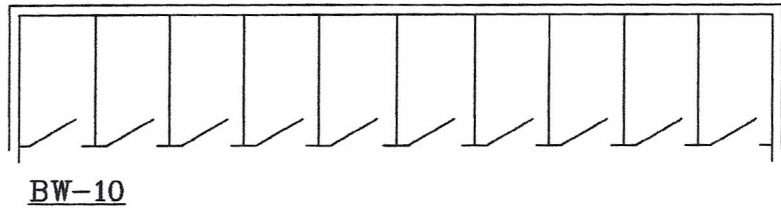
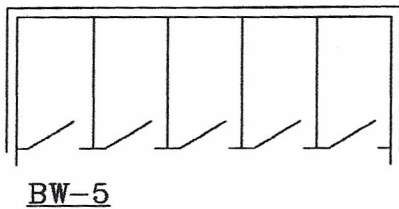
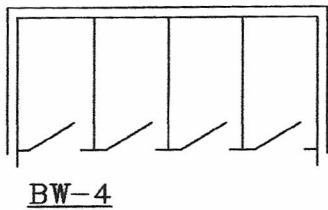
NOTES:

- 1.) WHERE PILASTERS AND PANELS MEET THERE IS A 1/2" SPACE.
- 2.) WHERE PILASTERS AND/OR PANELS MEET A WALL THERE IS A 1" SPACE.
- 3.) IF USING THIS FORM FOR A TAKE-OFF, PLEASE INCLUDE:
THE STALL WIDTH, THE STALL DEPTH AND THE OVERALL LAYOUT DIMENSION.

BETWEEN WALL UNIT LAYOUTS



BW-2 STANDARDS

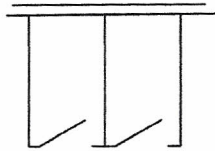


	BW-1	BW-2	BW-3	BW-4	BW-5	BW-6	BW-7	BW-8	BW-9	BW-10
PANELS	0	1	2	3	4	5	6	7	8	9
DOORS	1	2	3	4	5	6	7	8	9	10
PILASTERS	2	3	4	5	6	7	8	9	10	11

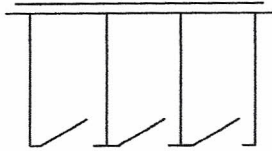
NOTES:

- 1.) WHERE PILASTERS AND PANELS MEET THERE IS A 1/2" SPACE.
- 2.) WHERE PILASTERS AND/OR PANELS MEET A WALL THERE IS A 1" SPACE.
- 3.) IF USING THIS FORM FOR A TAKE-OFF, PLEASE INCLUDE:
THE STALL WIDTH, THE STALL DEPTH AND THE OVERALL LAYOUT DIMENSION.

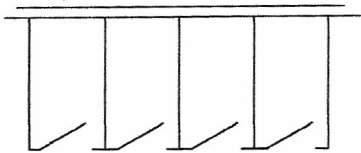
FREE-STANDING UNIT LAYOUTS



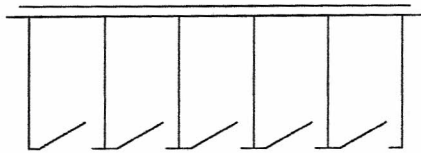
FS-2



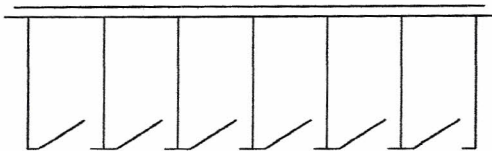
FS-3



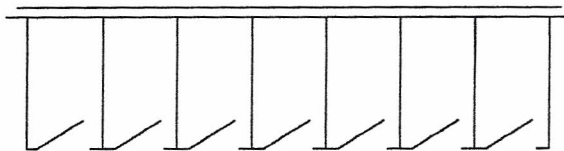
FS-4



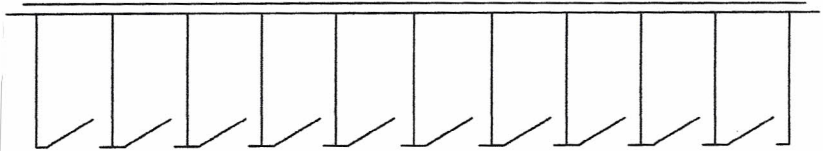
FS-5



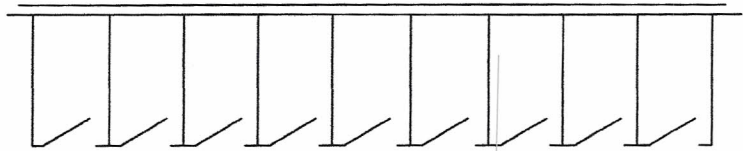
FS-6



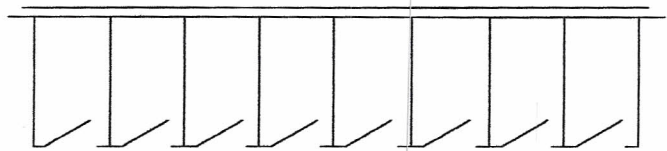
FS-7



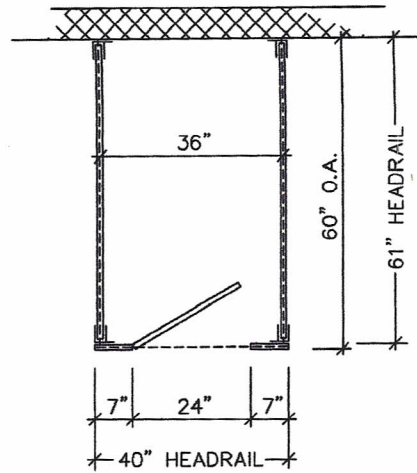
FS-10



FS-9



FS-8



FS-1 STANDARDS

	FS-1	FS-2	FS-3	FS-4	FS-5	FS-6	FS-7	FS-8	FS-9	FS-10
PANELS	2	3	4	5	6	7	8	9	10	11
DOORS	1	2	3	4	5	6	7	8	9	10
PILASTERS	2	3	4	5	6	7	8	9	10	11

NOTES:

- 1.) WHERE PILASTERS AND PANELS MEET THERE IS A 1/2" SPACE.
- 2.) WHERE PILASTERS AND/OR PANELS MEET A WALL THERE IS A 1" SPACE.
- 3.) IF USING THIS FORM FOR A TAKE-OFF, PLEASE INCLUDE:
THE STALL WIDTH, THE STALL DEPTH AND THE OVERALL LAYOUT DIMENSION.